

F3935024 GASSIN






Magnifique natté de lin, GASSIN apporte raffinement et élégance grâce à son tombé lourd et sa main particulièrement épaisse et douce. Il se décline dans une large gamme de couleurs harmonieuses et joyeuses. A la fois contemporain et intemporel, ce très beau lin permet une utilisation en rideaux et en siège.

F3935024 - Givre




Laize : 140,00 cm / 55,11 inch


Pierre Frey

| | |
|-----------------------|---|
| PERFORMANCE | haute résistance |
| TYPE | - |
| UTILISATION | Siège intensif |
| MARTINDALE | 100.000 T |
| COMPOSITION | 72 % Lin - 19 % Coton - 8 % Polyamide - 1 % Acrylique |
| UNITÉ DE VENTE | Disponible au mètre |
| LAIZE | 140 cm / 55,11 inch |
| POIDS | 1015 gr / ml |
| ENTRETIEN |      |
| CERTIFICATIONS | BS5852 Cigarette & match test NFPA 260-Class 1 EN1021-1-2 en association avec une mousse difficilement inflammable |
| LIASSE | F9979202410 |

29 Couleurs




F3935001
Coton



F3935002
Nuage



F3935003
Crème



F3935004
Lin



F3935005
Beige




F3935006
Dune




F3935007
Chanvre




F3935008
Cannelle



F3935009
Ocre



F3935010
Camel




F3935011
Mordoré




F3935012
Miel




F3935013
Citron




F3935014
Absinthe




F3935015
Sauge




F3935016
Céladon




F3935017
Amande




F3935018
Forêt




F3935019
Menthe



F3935020
Jade



F3935021
Olive



F3935022
Azur




F3935023
Glacier




F3935024
Givre




F3935025
Rose




F3935026
Bougainvillier



F3935027
Corail



F3935028
Tangerine



F3935029
Ambre