


I6623016 PEPA

Magnifique uni à l'effet paille subtilement irisé, PEPA séduira autant en rideau qu'en siège.

I6623016 - Lapislazzuli




Laize : 140,00 cm / 55,11 inch


Fadini Borghi

PERFORMANCE	haute résistance
TYPE	-
UTILISATION	Siège intensif
MARTINDALE	70.000 T
COMPOSITION	44 % Coton - 19 % Polyamide - 18 % Viscose - 13 % Acétate
UNITÉ DE VENTE	Disponible au mètre
LAIZE	140 cm / 55,11 inch
POIDS	476 gr / ml
ENTRETIEN	
CERTIFICATIONS	NFPA 260-Class 1
NOTES	Reversible
INFORMATIONS	Rayures perpendiculaires aux lisières Prévoir une confection adaptée pour renforcer les coutures
LIASSE	I9979202005


7 Couleurs




I6623001
Madreperla




I6623002
Duna




I6623004
Ambra




I6623005
Corallo



I6623007
Ballerina



I6623014
Acqua



I6623016
Lapislazzuli